

# 2017 OTTAWA INTERNATIONAL AIRPORT ECONOMIC IMPACT ASSESSMENT



## 2017 ECONOMIC IMPACTS

### IMPACT OF THE AIRPORT OPERATION ON GDP

IMPACT ON THE GDP OF THE OPERATION OF THE OMCIA

#### IMPACT ON GDP (M\$)

TOTAL: **1,043.4**

### IMPACT ON EMPLOYMENT AND WAGES

EMPLOYMENT GENERATED BY SECTORS

#### EMPLOYMENT

TOTAL: **10,776**

WAGES AND SALARIES GENERATED BY THE OPERATION OF THE OMCIA

#### LABOUR INCOME (M\$)

TOTAL: **602.3**

AVERAGE ANNUAL SALARIES FOR THE EMPLOYMENT GENERATED BY THE OMCIA OPERATION

#### AVERAGE FULL TIME EQUIVALENT ANNUAL SALARY

TOTAL AVERAGE: **\$55,893**

### IMPACT ON GOVERNMENTAL REVENUES

TOTAL INCOME TAX GENERATED BY THE OMCIA OPERATION

#### TOTAL INCOME TAX (M\$)

TOTAL: **109.9**

PROVINCIAL INCOME TAX GENERATED BY THE OMCIA OPERATION

#### PROVINCIAL INCOME TAX (M\$)

TOTAL: **31.5**

FEDERAL INCOME TAX GENERATED BY THE OMCIA OPERATION

#### FEDERAL INCOME TAX (M\$)

TOTAL: **78.4**

TAXES ON PRODUCTS GENERATED BY THE ACTIVITIES OF THE OMCIA

#### TOTAL TAXES ON PRODUCTS (M\$)

TOTAL: **21.3**

PROVINCIAL TAXES ON PRODUCTS GENERATED BY THE ACTIVITIES OF THE OMCIA

#### PROVINCIAL TAXES ON PRODUCTS (M\$)

TOTAL: **13.1**

FEDERAL TAXES ON PRODUCTS GENERATED BY THE ACTIVITIES OF THE OMCIA

#### FEDERAL TAXES ON PRODUCTS (M\$)

TOTAL: **8.2**

### OUTPUT GENERATED BY THE OPERATION OF THE OMCIA

TOTAL OUTPUT BY SECTORS

#### OUTPUT (M\$)

TOTAL: **2,204.8**

TOTAL OUTPUT PER PASSENGER

#### OUTPUT (\$)

TOTAL: **464.8**

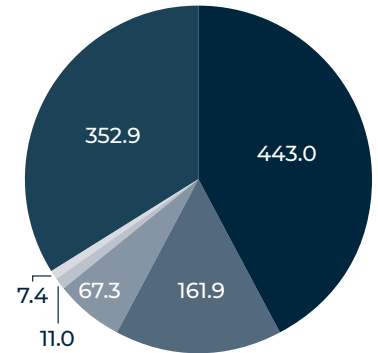
## 2017 ECONOMIC IMPACTS

### IMPACT OF THE AIRPORT OPERATION ON GDP

Impact on the GDP of the operation of the OMCA

#### Impacts on GDP (M\$)

Airport administration / Aviation services / Capital expenditures	443.0
Airlines / Cargo / Trucking	161.9
Passenger services (incl. Land transportation)	67.3
Restaurants	11.0
Shops	7.4
Other Industrial / Commercial	352.9
<b>TOTAL</b>	<b>1,043.4</b>

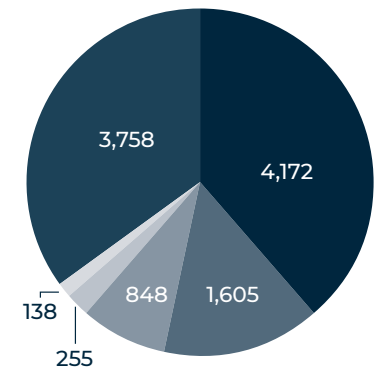


### IMPACT ON EMPLOYMENT AND WAGES

Employment generated by sectors

#### Employment

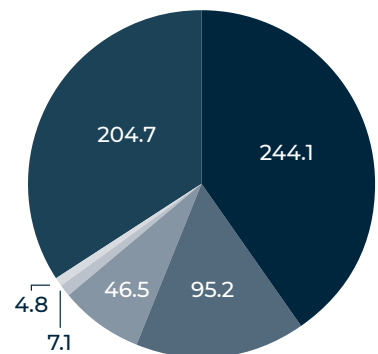
Airport administration / Aviation services / Capital expenditures	4,172
Airlines / Cargo / Trucking	1,605
Passenger services (incl. Land transportation)	848
Restaurants	255
Shops	138
Other Industrial / Commercial	3,758
<b>TOTAL</b>	<b>10,776</b>



Wages and salaries generated by the operation of the OMCA

#### Labour Income (M\$)

Airport administration / Aviation services / Capital expenditures	244.1
Airlines / Cargo / Trucking	95.2
Passenger services (incl. Land transportation)	46.5
Restaurants	7.1
Shops	4.8
Other Industrial / Commercial	204.7
<b>TOTAL</b>	<b>602.3</b>



## 2017 ECONOMIC IMPACTS

Average annual salaries for the employment generated by the OMCIA operation

### Average Full Time Equivalent Annual Salary

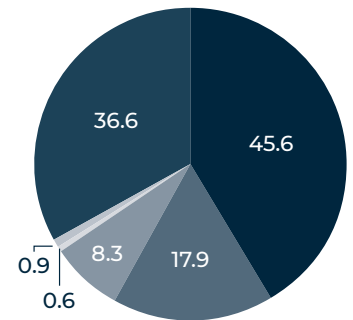
Airport administration / Aviation services / Capital expenditures	58,502
Airlines / Cargo / Trucking	59,302
Passenger services (incl. Land transportation)	54,822
Restaurants	28,021
Shops	34,420
Other Industrial / Commercial	54,460
<b>TOTAL</b>	<b>55,893</b>

### IMPACT ON GOVERNMENTAL REVENUES

Total income tax generated by the OMCIA operation

### Total Income Taxes (M\$)

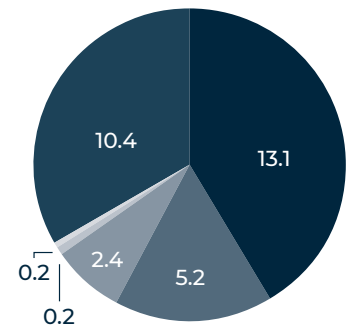
Airport administration / Aviation services / Capital expenditures	45.6
Airlines / Cargo / Trucking	17.9
Passenger services (incl. Land transportation)	8.3
Restaurants	0.9
Shops	0.6
Other Industrial / Commercial	36.6
<b>TOTAL</b>	<b>109.9</b>



Provincial income tax generated by the OMCIA operation

### Provincial Income Tax (M\$)

Airport administration / Aviation services / Capital expenditures	13.1
Airlines / Cargo / Trucking	5.2
Passenger services (incl. Land transportation)	2.4
Restaurants	0.2
Shops	0.2
Other Industrial / Commercial	10.4
<b>TOTAL</b>	<b>31.5</b>

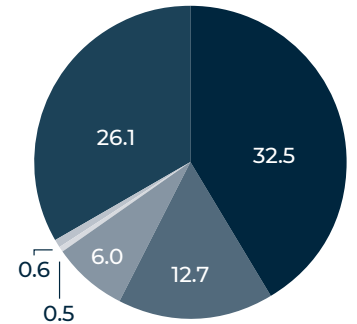


# 2017 ECONOMIC IMPACTS

Federal income tax generated by the OMCIA operation

## Federal Income Tax (M\$)

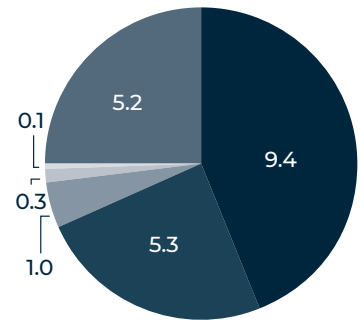
Airport administration / Aviation services / Capital expenditures	32.5
Airlines / Cargo / Trucking	12.7
Passenger services (incl. Land transportation)	6.0
Restaurants	0.6
Shops	0.5
Other Industrial / Commercial	26.1
<b>TOTAL</b>	<b>78.4</b>



Taxes on products generated by the activities of the OMCIA

## Total Taxes on products (M\$)

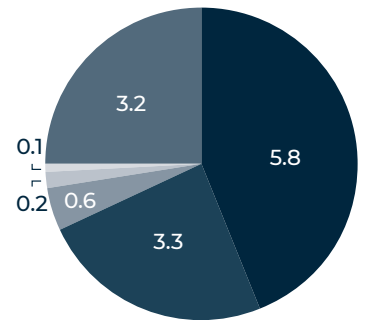
Airport administration / Aviation services / Capital expenditures	9.4
Airlines / Cargo / Trucking	5.2
Passenger services (incl. Land transportation)	1.0
Restaurants	0.3
Shops	0.1
Other Industrial / Commercial	5.3
<b>TOTAL</b>	<b>21.3</b>



Provincial taxes on products generated by the activities of the OMCIA

## Provincial Taxes on products (M\$)

Airport administration / Aviation services / Capital expenditures	5.8
Airlines / Cargo / Trucking	3.2
Passenger services (incl. Land transportation)	0.6
Restaurants	0.2
Shops	0.1
Other Industrial / Commercial	3.3
<b>TOTAL</b>	<b>13.1</b>

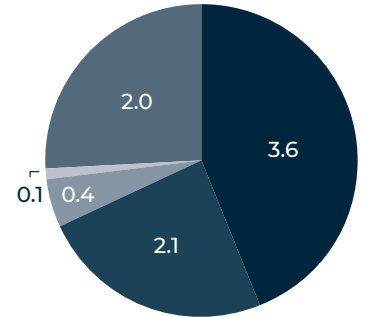


## 2017 ECONOMIC IMPACTS

Federal taxes on products generated by the activities of the OMCIA

### Federal Taxes on products (M\$)

Airport administration / Aviation services / Capital expenditures	3.6
Airlines / Cargo / Trucking	2.0
Passenger services (incl. Land transportation)	0.4
Restaurants	0.1
Shops	0.0
Other Industrial / Commercial	2.1
<b>TOTAL</b>	<b>8.2</b>

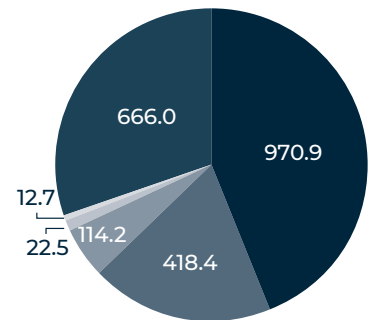


OUTPUT  
GENERATED BY  
THE OPERATION  
OF THE OMCIA

Total output by sectors

### Output (M\$)

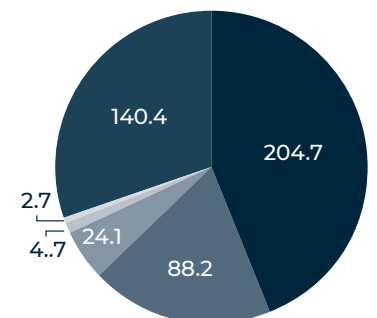
Airport administration / Aviation services / Capital expenditures	970.9
Airlines / Cargo / Trucking	418.4
Passenger services (incl. Land transportation)	114.2
Restaurants	22.5
Shops	12.7
Other Industrial / Commercial	666.0
<b>TOTAL</b>	<b>2,204.8</b>



Total output per passenger

### Output (\$)

Airport administration / Aviation services / Capital expenditures	204.7
Airlines / Cargo / Trucking	88.2
Passenger services (incl. Land transportation)	24.1
Restaurants	4.7
Shops	2.7
Other Industrial / Commercial	140.4
<b>TOTAL</b>	<b>464.8</b>



## LONG TERM FUTURE ECONOMIC IMPACTS (20 YEARS-2036)

### IMPACT OF THE AIRPORT OPERATION ON GDP

IMPACT OF THE AIRPORT OPERATION ON GDP IN 2036

#### IMPACTS ON GDP (M\$)

TOTAL: **1,569.9**

### IMPACT ON EMPLOYMENT AND WAGES

IMPACT OF THE AIRPORT OPERATION ON EMPLOYMENT IN 2036

#### EMPLOYMENT

TOTAL: **16,213**

IMPACT OF THE AIRPORT OPERATION ON LABOR INCOME IN 2036

#### LABOUR INCOME (M\$)

TOTAL: **906.2**

### IMPACT ON GOVERNMENTAL REVENUES

TOTAL INCOME TAX GENERATED BY THE OMCIA OPERATION IN 2036

#### TOTAL INCOME TAX

TOTAL: **165.34**

TOTAL PROVINCIAL INCOME TAX GENERATED BY THE OMCIA OPERATION IN 2036

#### PROVINCIAL INCOME TAX (M\$)

TOTAL: **47.38**

TOTAL FEDERAL INCOME TAX GENERATED BY THE OMCIA OPERATION IN 2036

#### FEDERAL INCOME TAX (M\$)

TOTAL: **117.97**

TAXES ON PRODUCTS GENERATED BY THE ACTIVITIES OF THE OMCIA, 2036

#### TOTAL TAXES ON PRODUCTS (M\$)

TOTAL: **31.98**

PROVINCIAL TAXES ON PRODUCTS GENERATED BY THE ACTIVITIES OF THE OMCIA, 2036

#### PROVINCIAL TAXES ON PRODUCTS (M\$)

TOTAL: **19.68**

FEDERAL TAXES ON PRODUCTS GENERATED BY THE ACTIVITIES OF THE OMCIA, 2036

#### FEDERAL TAXES ON PRODUCTS (M\$)

TOTAL: **51.66**

### OUTPUT GENERATED BY THE OPERATION OF THE OMCIA

OUTPUT GENERATED BY THE ACTIVITIES OF THE OMCIA, 2036

#### OUTPUT (M\$)

TOTAL: **3,317.3**